



Water Activity Book

Learn!

Grow!

Write!

Color!



Best for Grades 1-3




Did you know that Maine Water is your local water provider?

The water that comes out of the tap every time you turn it on is delivered by us! Water is one of the most important resources on the planet, and Maine Water is committed to providing safe, healthy water to you and your family every day of the year.

As you work on the activities in this book, keep in mind how important water is to you. We use water in so many different ways throughout the day, and life wouldn't be possible without it.

**What does clean, safe water
mean to you?**

The Water Cycle



Find the Water Words

H G A H O T H C R H P D R Z T
A S A E S C V S V L K I E V K
O B U R S U O W A X Y M I C Y
E U P R D Z L N N E G Y J Y F
N K W S B E T F L M B X O R I
I E C F M H N L J F G C E T J
W K N I R D T H T R I W L L Y
A D E F I I P O N B O J Z V R
T Y S H G B I P O H E W J K D
E B Q F V H P J S T F Q E C N
R A Q H W U J C I O P D O K U
V F E I B B H E I B D E M V A
C K K H U O O F Y L E Y I I L
D I S H E S E W K L J X W R Y
L B D Y I S O W H C Y E S B Z

Water is everywhere! You use it in the kitchen, the bathroom, and in almost every part of your life. Can you find the water words in the letters?



WORD BANK

Shower
Water
Plant



Toothbrush
Laundry
Dishes

Garden
Drink

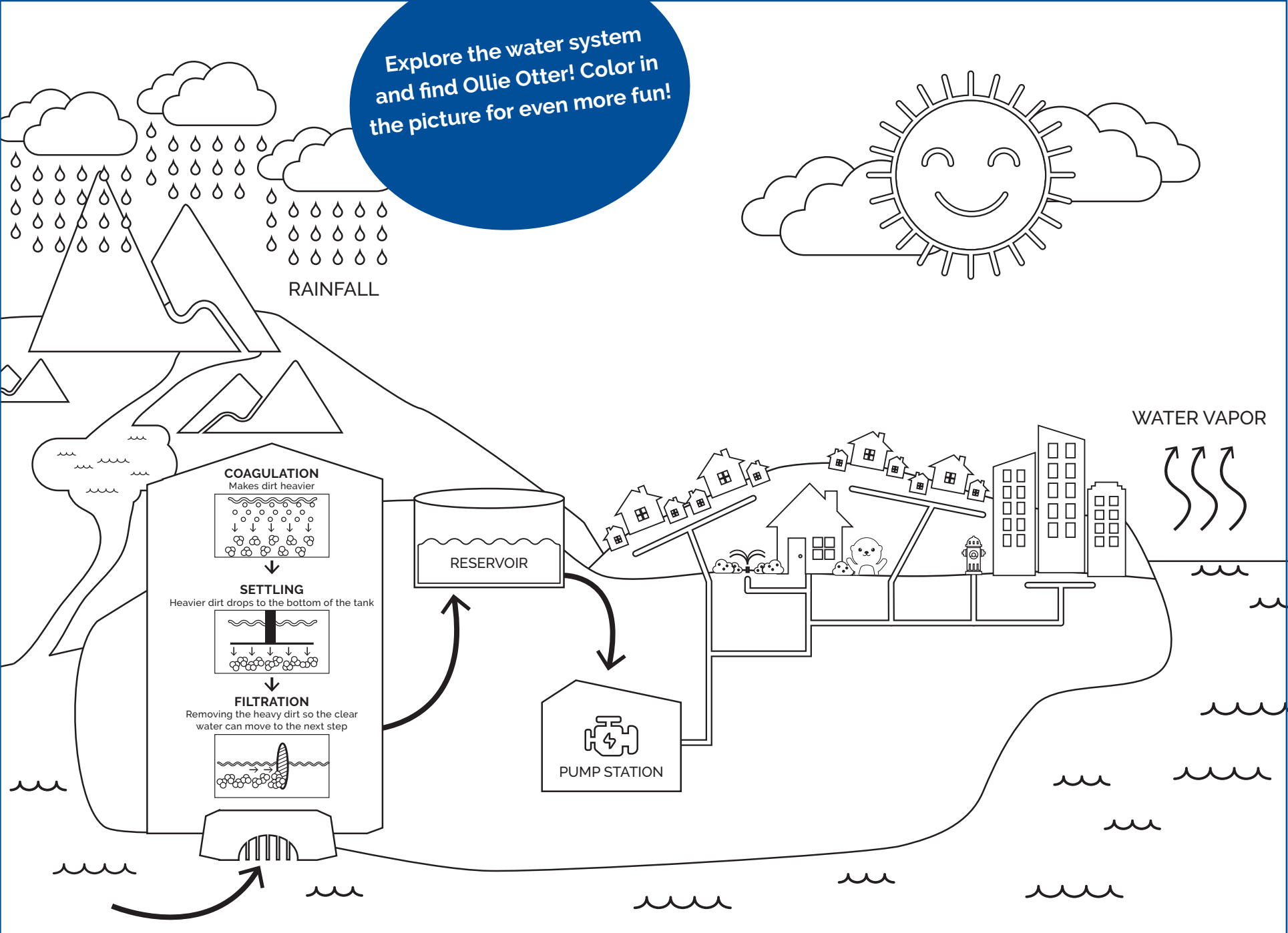
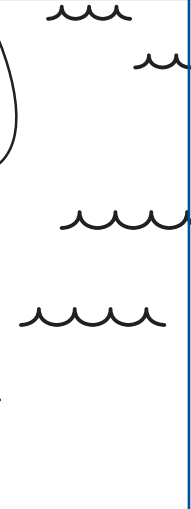


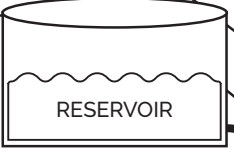
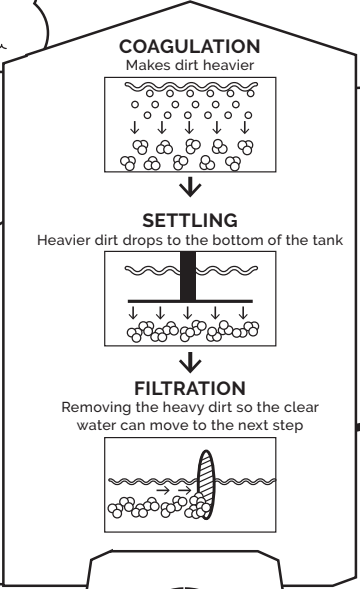

Swim
Flush

Where Your Water Comes From

Explore the water system and find Ollie Otter! Color in the picture for even more fun!




WATER VAPOR

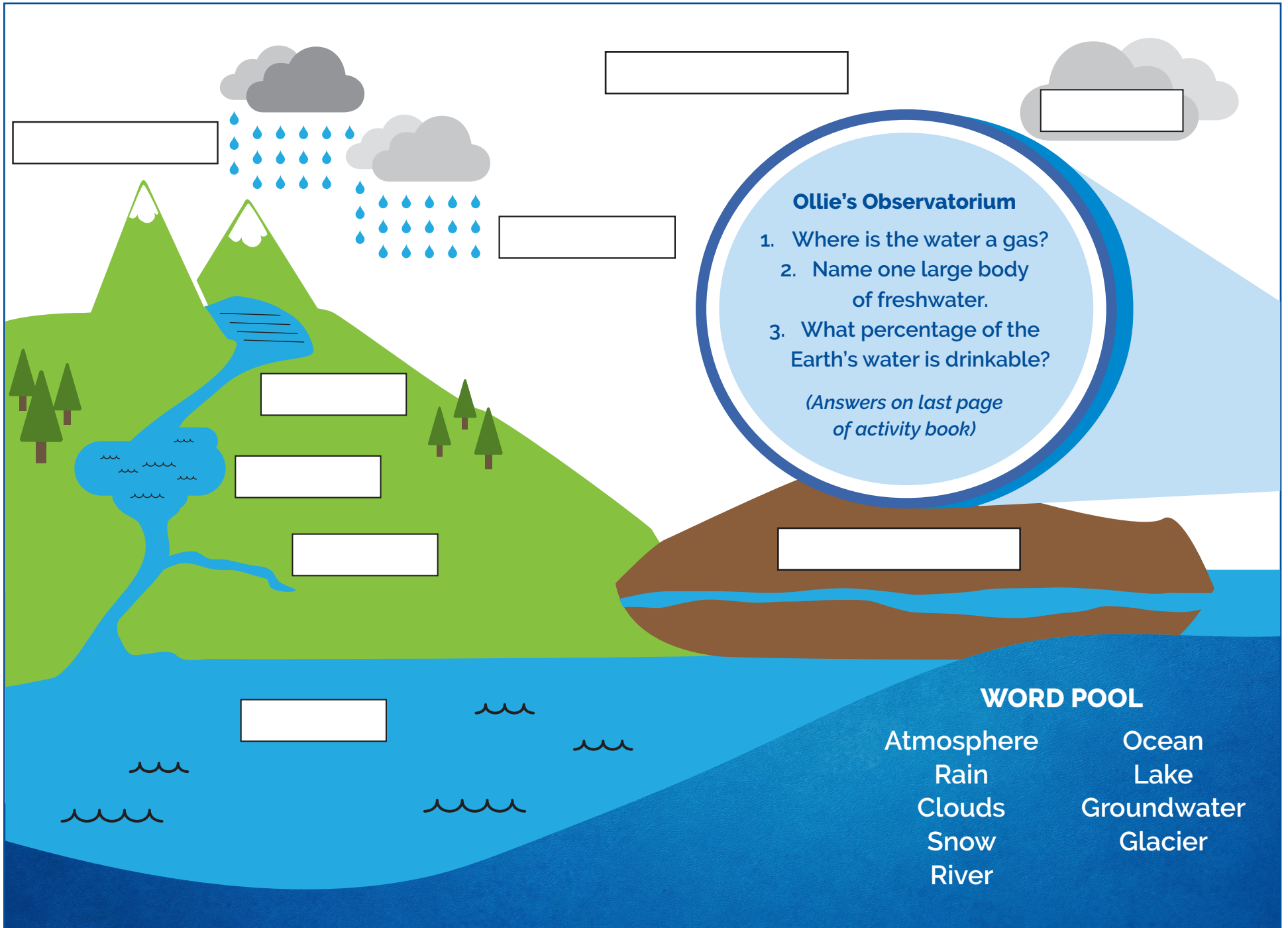


The Journey of the Water Drop

It may not always look like it, but water is constantly moving. As you've learned while studying the water cycle, water changes from solid to liquid to gas and back as it moves around the world. In the space below, **tell Ollie Otter a story about the journey of a single water drop and how it got to be in Ollie's river.**



Where in the World is Water Found?



Water Cycle in a Bag

ACTIVITY

With this activity, you can create a miniature water cycle in your own home!

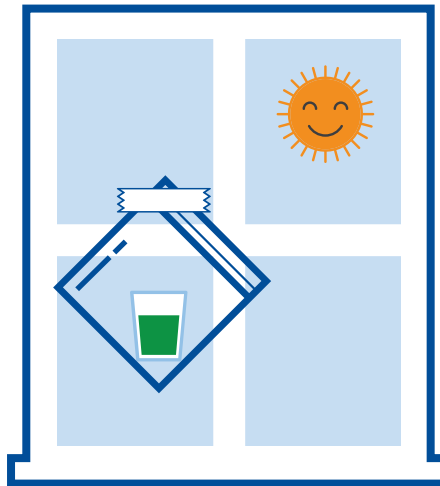
Instructions:

1



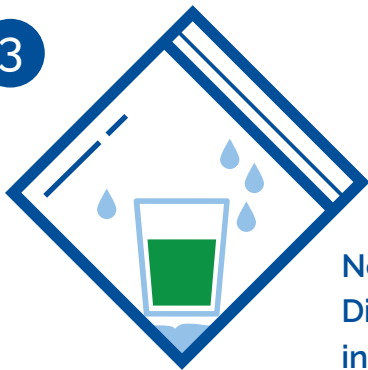
Fill the plastic cup about halfway with water and put a few drops of food coloring in it.

2



Place the cup in a corner of the plastic bag and tape the bag to a well-lit window for a week.

3



Notice the water that collects under the Dixie cup isn't red, even though the water in the Dixie cup is. That's because the water evaporates and "rains" back down, but the food coloring stays put.

What You'll Need:

- Gallon size resealable plastic bag
- 1 clear plastic Dixie cup
- Water
- Food coloring (any color)
- Duct tape



Bean Sprouts

ACTIVITY

Just like you, plants need water to live. In this activity, you will use water to bring some bean sprouts to life!

Instructions:

1



Dampen the paper towel and place it in the plastic bag.

What You'll Need:


- Dried Beans (any kind)
- Sandwich or Quart Size Resealable plastic bag
- 1 paper towel
- Water

2



Put 3 to 5 dried beans on top of the paper.

3



Place the bag by a well-lit window for a couple of days.

4



Watch the beans sprout!

Take the Water Warrior Pledge!



I, _____, pledge to conserve water as much as I can.

I will save water by _____

Signature: _____



Answers for Ollie's Observatory:
1. In the air or in the atmosphere
2. Any lake is correct (ex. Lake Michigan, Lake Arrowhead, Anderson Lake, etc.)
3. 1% (3% of earth's water is freshwater, but only 1% is liquid water that people can get to)

Three overlapping circles in shades of blue and teal, positioned behind the main heading text.

Hey Parents, Want to Learn More?

**Visit our website,
follow us on social media,
or give us a call!**

 **800.287.1643**

 **mainewater.com**

 **@MaineWater**

 **@MaineWater**